


The FCCLA Planning Process

The planning process is a decision-making tool that supports the organization's overall philosophy about youth centered leadership and personal growth. It can be used to determine group action in a chapter or class or to plan individual projects.



Identify Concerns

The circle represents a continuous flow of ideals and has no beginning or end. As a target, it symbolizes zeroing in on the one ideal around which you would like to build a project.


- Brainstorm to generate ideals, or state the activity or problem you want to address if already determined.
- Evaluate your list and narrow it down to a workable ideal or project that interest and concerns the majority or all of your members.



Set A Goal

The arrow stands for deciding which direction you will take. It points toward the goal or end result.


- Get a clear mental picture of what you want to accomplish and write your ideals down as your goal.
- Make sure your goal is one that can be achieved and evaluated.
- Consider resources available to you.



Form A Plan

The square represents the coming together of ideas-the who, what, where, when and how of your plan.


- Decide what needs to be done to reach your goal.
- Figure out the who, what, where, when and how.
- List the abilities, skills, and knowledge required on your part.
- List other available resources, such as people, places, publications and funds.
- Make a workable timetable to keep track of your progress.
- List possible barriers you might face and develop plans if necessary.
- Decide ways to recognize your accomplishments along the way.



ACT

The different squares in this symbol represent the activities to be carried out to meet your goal. It represents acting on the plan.

- Carry out your group or individual plan.
- Use family and community members, advisers, committees, task forces and advisory groups when needed.



Follow Up

The broken squares suggest examining the project piece by piece. This symbol also represents a "window" through which to review and evaluate the plan.

- Determine if your goal was met.
 - List ways you would improve your project or plan for future reference
 - Share and publicize your efforts with others, including the media if appropriate
 - Recognize members and thank people involved with your project.
-